

Accessing and Viewing Your Child's Reports Online

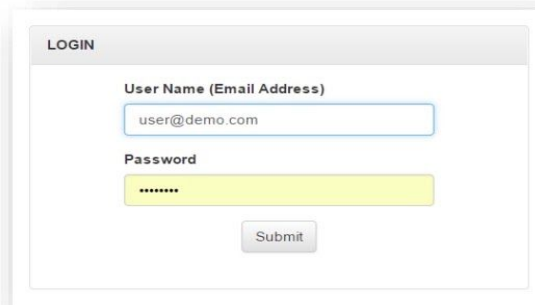
Login

The link below will go to the Parent Portal where all reports as well as the current report will be available. This link will take you to the login screen.

<https://parent.nforma.ct.com.au/app/index.html?schooldomain=ohrsurreyhills#/login>

It is a good idea to bookmark or add this site to favourites.

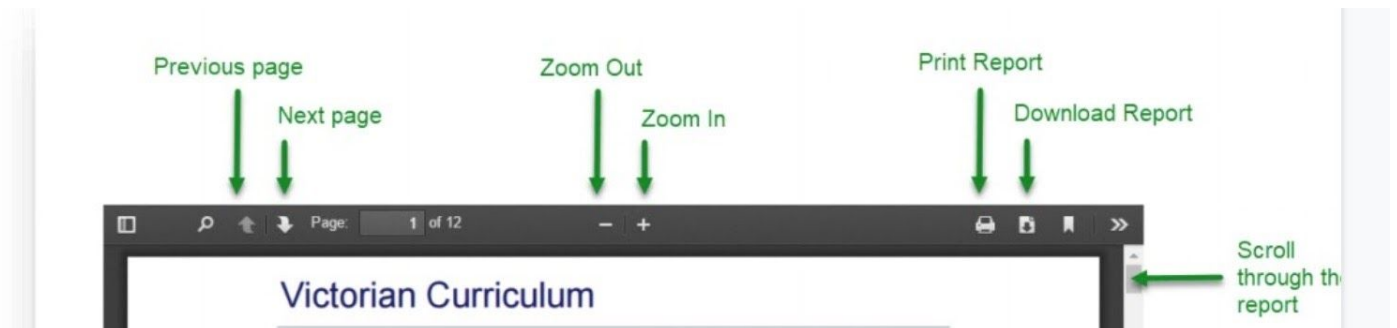
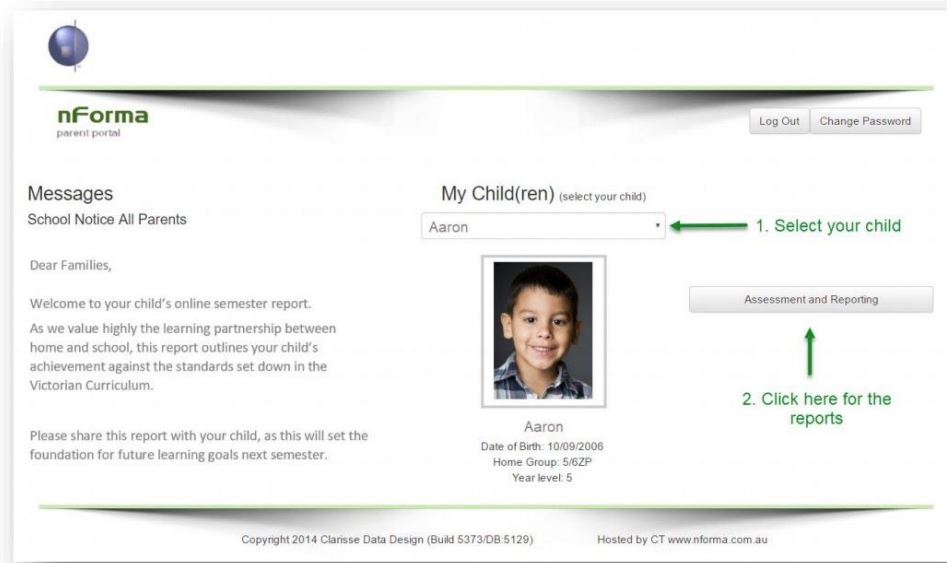
Should you forget the password that you set you will be able to use the 'Forgot Password' button. **The school will not be able to do this for you.**



A screenshot of a login form titled "LOGIN". The form contains two input fields: "User Name (Email Address)" with the text "user@demo.com" and "Password" with a masked password "*****". A "Submit" button is located below the password field.

Viewing Your Child's Reports

1. At the main menu of the portal, select the child for the report that you would like to view.
2. Click on 'Assessment and Reporting'.



The report layout will be in PDF format.

Once you have logged in successfully you will be able to view all of your child's reports from 2018 onwards. This is where you will be able to access all future reports. **We strongly advise that you download and save them** for your future reference. You will be able to have access to your children's reports as they progress through the school. They may **not** be available on this site after your child leaves OHR. **The school does not print paper copies of students' reports.**

If you have any questions or having difficulty please email me on jharrison@ohrsurreyhillscatholic.edu.au

Regards
Josephine Harrison